

TIDE PREDICTIONS FOR TONGA – NUKU’ALOFA

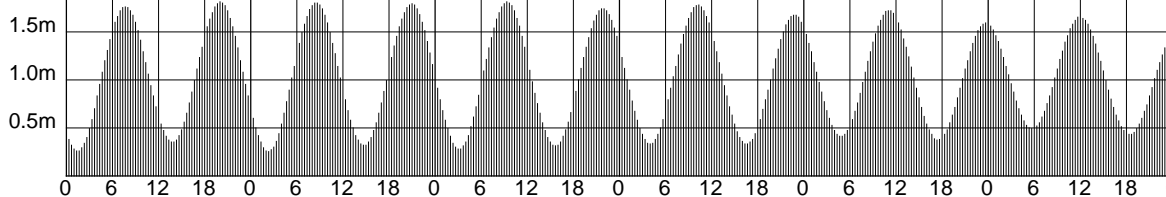
MARCH – 2010

LOCAL STANDARD TIME

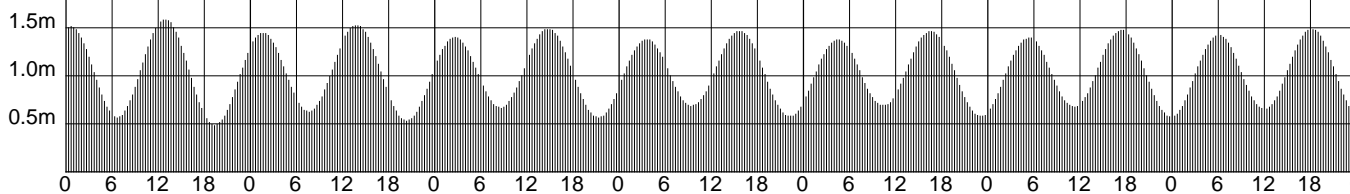
Tide gauge zero is 2.0686 metres below TON1

SUNDAY MONDAY TUESDAY WEDNESDAY THURSDAY FRIDAY SATURDAY

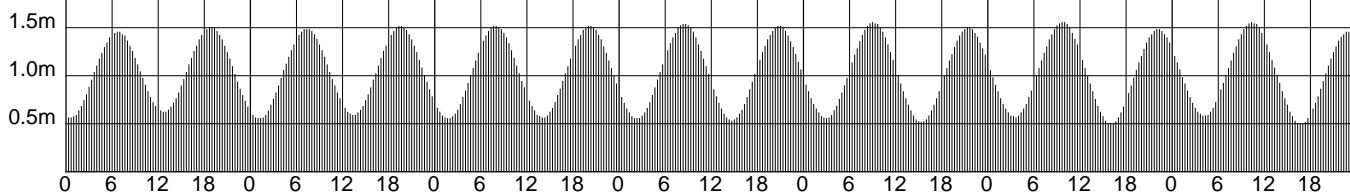
1 ○	0128 0.26 0742 1.76 1350 0.35 2003 1.81	2	0218 0.25 0832 1.80 1445 0.31 2058 1.79	3	0309 0.28 0923 1.81 1539 0.31 2152 1.74	4	0400 0.33 1014 1.78 1633 0.33 2246 1.67	5	0451 0.41 1105 1.72 1729 0.37 2343 1.59	6	0545 0.49 1159 1.65 1824 0.43
---------------	--	----------	--	----------	--	----------	--	----------	--	----------	-------------------------------------



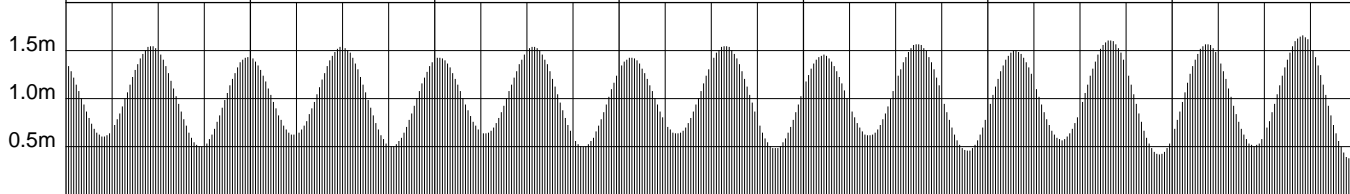
7	0040 1.51 0639 0.56 1253 1.58 1921 0.48	8 ☾	0138 1.44 0735 0.62 1349 1.53 2020 0.53	9	0237 1.40 0832 0.66 1445 1.48 2118 0.56	10	0335 1.37 0929 0.68 1542 1.46 2215 0.57	11	0432 1.37 1024 0.68 1636 1.46 2308 0.57	12	0523 1.39 1115 0.67 1727 1.47 2353 0.57	13	0607 1.42 1203 0.65 1812 1.48
----------	--	---------------	--	----------	--	-----------	--	-----------	--	-----------	--	-----------	-------------------------------------



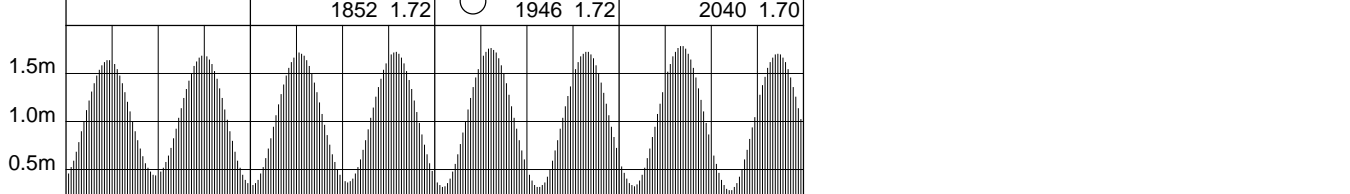
14	0034 0.56 0646 1.45 1245 0.62 1853 1.50	15	0111 0.55 0722 1.48 1326 0.59 1932 1.51	16 ●	0145 0.55 0757 1.51 1403 0.56 2010 1.51	17	0219 0.55 0831 1.53 1442 0.53 2048 1.51	18	0255 0.55 0906 1.55 1521 0.51 2129 1.50	19	0331 0.56 0944 1.55 1601 0.50 2210 1.48	20	0411 0.58 1024 1.55 1645 0.49 2255 1.45
-----------	--	-----------	--	----------------	--	-----------	--	-----------	--	-----------	--	-----------	--



21	0454 0.60 1108 1.54 1732 0.49 2344 1.43	22	0541 0.62 1157 1.53 1825 0.49	23	0037 1.42 0634 0.63 1251 1.53 1921 0.49	24 ☾	0134 1.42 0732 0.63 1349 1.54 2020 0.48	25	0234 1.45 0834 0.60 1451 1.57 2120 0.45	26	0335 1.49 0937 0.56 1554 1.60 2220 0.41	27	0434 1.56 1040 0.50 1656 1.65 2316 0.37
-----------	--	-----------	-------------------------------------	-----------	--	----------------	--	-----------	--	-----------	--	-----------	--



28	0531 1.63 1141 0.43 1756 1.69	29	0011 0.33 0626 1.71 1239 0.36 1852 1.72	30 ○	0103 0.31 0717 1.76 1333 0.31 1946 1.72	31	0155 0.32 0807 1.78 1426 0.28 2040 1.70
-----------	-------------------------------------	-----------	--	----------------	--	-----------	--



© Copyright: Commonwealth of Australia 2009, Bureau of Meteorology

Disclaimer: These tide predictions are supplied in good faith and believed to be correct.

No warranty is given in respect to errors, omissions, or suitability for any purpose.