

TIDE PREDICTIONS FOR TONGA – NUKU’ALOFA

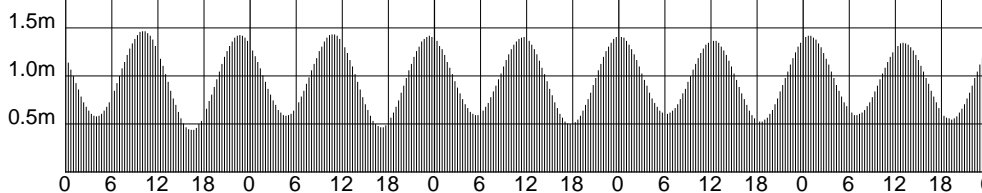
JULY – 2014

LOCAL STANDARD TIME

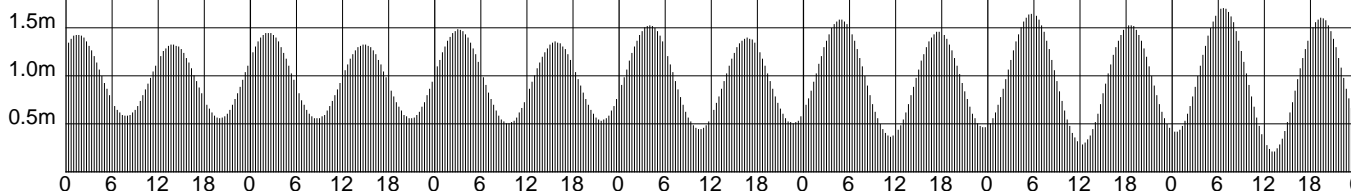
Tide gauge zero is 2.0686 metres below TON1

SUNDAY MONDAY TUESDAY WEDNESDAY THURSDAY FRIDAY SATURDAY

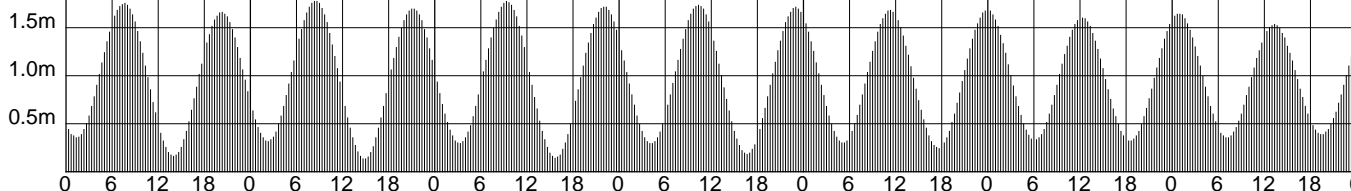
1	0401 0.57 1008 1.46 1624 0.43 2241 1.42	2	0444 0.58 1048 1.43 1703 0.46 2322 1.41	3	0527 0.59 1131 1.40 1745 0.49	4	0004 1.41 0611 0.59 1216 1.36 1828 0.52	5	0047 1.41 0659 0.59 1304 1.34 1914 0.54
----------	--	----------	--	----------	-------------------------------------	----------	--	----------	--



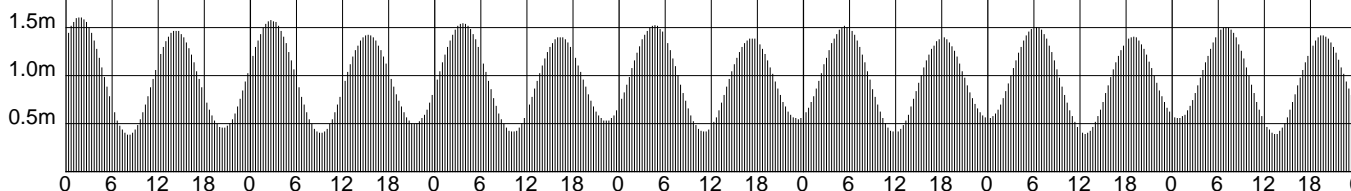
6	0132 1.42 0749 0.57 1356 1.32 2002 0.55	7	0219 1.44 0842 0.55 1450 1.32 2052 0.55	8	0308 1.48 0935 0.50 1546 1.35 2144 0.53	9	0400 1.52 1030 0.44 1643 1.39 2236 0.50	10	0452 1.58 1123 0.36 1737 1.45 2330 0.46	11	0545 1.64 1216 0.28 1831 1.52	12	0026 0.40 0640 1.70 1309 0.21 1924 1.60
----------	--	----------	--	----------	--	----------	--	-----------	--	-----------	-------------------------------------	-----------	--



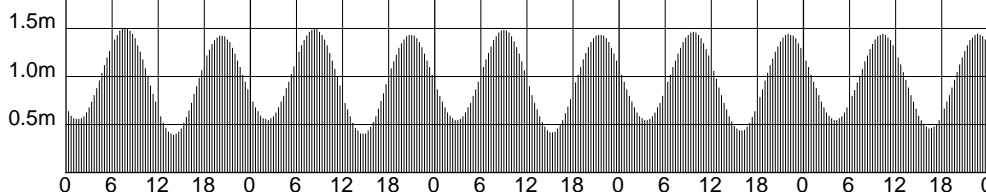
13	0122 0.35 0734 1.75 1400 0.16 2017 1.66	14	0218 0.31 0830 1.77 1520 1.42 2111 1.70	15	0315 0.29 0924 1.77 1545 0.14 2204 1.71	16	0412 0.28 1020 1.73 1638 0.18 2300 1.71	17	0510 0.30 1117 1.68 1733 0.24 2356 1.68	18	0609 0.32 1215 1.60 1830 0.31	19	0052 1.64 0709 0.35 1316 1.53 1929 0.39
-----------	--	-----------	--	-----------	--	-----------	--	-----------	--	-----------	-------------------------------------	-----------	--



20	0149 1.60 0809 0.38 1417 1.46 2027 0.45	21	0246 1.57 0909 0.40 1520 1.42 2124 0.49	22	0342 1.54 1008 0.41 1621 1.39 2220 0.53	23	0436 1.52 1104 0.41 1717 1.38 2314 0.54	24	0528 1.51 1155 0.40 1809 1.39	25	0003 0.55 0616 1.50 1242 0.39 1855 1.40	26	0049 0.55 0701 1.50 1324 0.39 1936 1.41
-----------	--	-----------	--	-----------	--	-----------	--	-----------	-------------------------------------	-----------	--	-----------	--



27	0132 0.55 0743 1.50 1402 0.39 2015 1.42	28	0214 0.54 0822 1.49 1440 0.39 2052 1.43	29	0253 0.54 0900 1.48 1516 0.41 2129 1.44	30	0331 0.54 0939 1.46 1552 0.43 2206 1.44	31	0412 0.54 1018 1.44 1630 0.45 2245 1.44
-----------	--	-----------	--	-----------	--	-----------	--	-----------	--



© Copyright: Commonwealth of Australia 2012, Bureau of Meteorology (ABN 92 637 533 532)

Disclaimer: These tide predictions are supplied in good faith and believed to be correct.

No warranty is given in respect to errors, omissions, or suitability for any purpose.